

Hilco Industrial, LLC

Webcast/Onsite Auction

Due to complete plant closure, assets no longer needed in the continuing operations of



Late Model Stone & Solid Surface Production Facility

*Large Quantity of Slab Inventory Including Over 2,750 Sq. Ft. of
Granite & Engineered Stone, & Over 7,000 Sq. Ft. Solid Surface Material*



Tuesday, March 23rd • Beginning at 10am Local Time
Phoenix, Arizona

Hilco Industrial, LLC

A u c t i o n e e r s • L i q u i d a t o r s • A p p r a i s e r s

Atlanta • Birmingham • Boston • Charlotte • Chicago • Dallas • Detroit • Grand Rapids • Guadalajara (MX) • Hong Kong
Irapuato (MX) • Leeds (UK) • London (UK) • Los Angeles • Mexico City (MX) • Monterrey (MX) • New York
San Francisco • Southampton (UK) • Toronto • Villahermosa (MX)

www.hilcoind.com

Webcast/Onsite Auction

Due to complete plant closure, assets no longer needed in the continuing operations of



LATE MODEL STONE & SOLID SURFACE PRODUCTION FACILITY

AUCTION DATE

TUESDAY, MARCH 23RD
BEGINNING AT 10AM LOCAL TIME

PREVIEW DATE

MONDAY, MARCH 22ND • 9AM TO 4PM
LOCAL TIME & MORNING OF THE SALE

AUCTION & PREVIEW LOCATION

1720 E. GRANT • PHOENIX, AZ 85034

DIRECTIONS

LOCATED ADJACENT TO PHOENIX SKY HARBOR INTERNATIONAL AIRPORT, JUST NORTH OF THE CAR RENTAL CENTER. EXIT CAR RENTAL CENTER ON SKY HARBOR CIRCLE, CONTINUE NORTH ACROSS BUCKEYE RD., 1/2 MILE TO GRANT ST. TURN LEFT ON GRANT ST., PLANT IS ON RIGHT.

TRAVEL INFORMATION

THERE ARE SEVERAL HOTELS IN CLOSE PROXIMITY TO THE SALE SITE AT THE AIRPORT & DOWNTOWN INCLUDING COURTYARD BY MARRIOTT, WYNDAM HOTEL, BEST WESTERN, HYATT REGENCY, RAMADA INN, SUPER 8, HOLIDAY INN AND MANY MORE.

FURTHER INFORMATION

- A BUYER'S PREMIUM WILL BE IN EFFECT FOR THIS AUCTION. THE AUCTION WILL BE CONDUCTED IN ENGLISH, ACCEPTING U.S. CURRENCY ONLY.
- REMOVAL DEADLINE IS FRIDAY, APRIL 9, 2010 WITH HOURS OF REMOVAL BETWEEN 8AM TO 4PM MONDAY THRU FRIDAY. AFTER APRIL 9TH AT 4PM THE BUYER WILL INCUR A COST OF \$500 DAILY FOR ENTRY INTO THE FACILITY.
- FOR GENERAL & EQUIPMENT INFORMATION PLEASE CONTACT TIM PFISTER AT 847.313.4747 OR EMAIL TPFISTER@HILCOIND.COM
- FOR PAYMENTS PLEASE CONTACT LESIA JOSEPH AT 616.233.0702 OR EMAIL LJOSEPH@HILCOIND.COM OR HILCO ACCOUNTS RECEIVABLE AT HIN_AR@HILCOIND.COM
- FOR CUSTOMER SERVICE PLEASE CONTACT SANDI NEELY AT 248.254.9999 X16 OR EMAIL SNEELY@HILCOIND.COM



SLAB INVENTORY AVAILABLE

OVER 2,750 SQ. FT. OF GRANITE & ENGINEERED STONE SLAB INVENTORY


2 & 3 cm Thickness Slabs from 55" W to 132" Lengths
in Various Colors

OVER 7,000 SQ. FT. OF SOLID SURFACE MATERIAL INVENTORY

1/4" & 1/2" W in Various Colors

**Note: The above inventory is an approximation of what CTI has on hand. Inventory list is subject to change.*

2004




CNC STONE MACHINES

- 1 – INTERMAC MODEL MASTER PLUS 4000 3-AXIS CNC STONE MACHINE, S/N 38433 (2004), Work Area 4000 x 2300 mm (157.4" x 90.55"), 10 HP Electrospindle, 0-15,000 RPM, Automatic Toolchange With (2) 14-Pocket Linear Toolholder Magazines, Travels 4000 mm (157.4") X, 2300 mm (90.55") Y, 250 mm (9.8") Z, OSAI S10/110 Console Control
- 2 – INTERMAC MODEL MASTER STONE 4000 E 3-AXIS CNC STONE MACHINE, S/Ns 44751 (2004), 33370 (2003), Work Area 4000 x 2300 mm (157.4" x 90.55"), 10 HP Electrospindle, 0-15,000 RPM, Automatic Toolchange W/ 2) 14-Pocket Linear Toolholder Magazines, Travels 4000 mm (157.4") X, 2300 mm (90.55") Y, 250 mm (9.8") Z, OSAI S10/110 Console Control

CNC EDGE POLISHING MACHINES


- 1 – COMANDULLI MODEL SYNTHESIS PNC-TORO-100-SX CNC AUTOMATIC EDGE POLISHING MACHINE, S/N 13203 (2003), (8) Frontal Spindles, (4) Bevel Spindles, 250 mm Gauging Wheel, 130 mm Generating Wheel, Polishing Wheel Diameter Range 130-150 mm, Working Thickness Range 20-100 mm, Minimum Working Width 200 mm, Power Conveyor Belt Width 600 mm
- 1 – COMANDULLI MODEL OMEGA 60 6 + 2 SX CNC AUTOMATIC EDGE POLISHING MACHINE, S/N 11304 (2004), (6) Frontal Spindles, (2) Bevel Spindles, 250 mm Gauging Wheel, 130 mm Generating Wheel, Polishing Wheel Diameter Range 130-150 mm, Working Thickness Range 20-60 mm, Minimum Working Width 175 mm, Power Conveyor Belt Width 600 mm
- 1 – COMANDULLI MODEL PENTA 5 + 2 DX CNC AUTOMATIC EDGE POLISHING MACHINE, S/N 11506 (2006), (5) Frontal Spindles, (2) Bevel Spindles, 190 mm Gauging Wheel, 130 mm Generating Wheel, 130 mm Polishing Wheel, Working Thickness Range 10-60 mm, Minimum Working Width 80 mm, Power Conveyor Belt Width 600 mm



2004



2003



2004

CNC BRIDGE SAWS

- 1 – PARK INDUSTRIES MODEL YUKON II CNC GANTRY TYPE DIAMOND SAW, S/N 3-06-2215 (2006), 20 HP Arbor Motor, 14"-24" Blade Diameter Range, Gantry Travel 11 1/2', Cross Travel 11' 8", Rise & Fall Travel 12", 0-47 Degree Bridge Miter Range, Variable Gantry / Traverse / Rise & Fall Control, Laser Guidance Marking System, Siemens Control W/ Simatic Panel Touch Screen, W/ 6' x 11' Worktable, 3 Ton Load Capacity, 360 Degree Rotation, Pneumatic Pop-Up Rollers, Table Brake, Index
- 3 – PARK INDUSTRIES MODEL YUKON CNC GANTRY TYPE DIAMOND SAW, S/Ns 3-04-1326 (2004), 3-05-1924 (2005), 3-04-1571 (2004), 20 HP Arbor Motor, 14"-24" Blade Diameter Range, Gantry Travel 11 1/2', Cross Travel 11' 8", Rise & Fall Travel 12", 0-47 Degree Bridge Miter Range, Variable Gantry / Traverse / Rise & Fall Control, Laser Guidance Marking System, Siemens Control W/ Simatic Panel Touch Screen, W/ 6' x 11' Worktable, 3 Ton Load Capacity, 360 Degree Rotation, Pneumatic Pop-Up Rollers, Table Brake, & Index

RADIAL ARM WORKSTATION

- 1 – PARK INDUSTRIES MODEL WIZARD DELUXE DUAL SPINDLE RADIAL ARM WORKSTATION, S/N NA, Articulating Arm, Main Spindle 5 HP 0-3500 RPM, Auxilliary Spindle 3 HP 2000-10000 RPM, Power Rise & Fall



2006



TO 2005



WATER FILTRATION & RECIRCULATION SYSTEM

1 – WATER FILTRATION SYSTEM, Consisting of:

- (3) Enviro System Model AFP-800-100 Filter Presses, S/Ns 80084402, 88084403, 88084404, Air Over Hydraulic, (40) 31 1/2" x 31 1/2" Filter Platens, (2) Sandpiper Model S3031ANNANS600 Pneumatic Diaphragm Pumps
- 10 HP, (2) 5 HP, (4) 3 HP Recirculation Pumps
- Poly Holding Tank, Floor Standing, 9' Diameter x 15' High
- Enviro System Model 800 MM 20 x 3 Wiring Diagram Control S/N CTIPHOEN800844

ENGINEERED STONE & SOLID SURFACE CNC MACHINING CENTER

1 – BIESSE MODEL ROVER B7.65 ENGINEERED STONE & SOLID SURFACE CNC MACHINING CENTER, S/N 73349 (2006), Working Field: 6540 mm (253.9") X, 1552 mm (61.10") Y, 180 mm (7.08") Z, Travels: 6823 mm (268.6") X, 1960 mm (77.16") Y, 225 mm (8.85") Z, 10) ATS Panel Rail Supports W/ Vacuum Pads, Linear Guide System, 19 HP Electrospindle, HSK F63 Spindle Taper, Automatic Toolchange W/ 12 Position Rotary Tool Magazine, Console Control, 3-Sided Enclosure Fence

CNC V-GROOVER

1 – PROFILEMATIC CNC V-GROOVER, Model & S/N NA, 4-Spindle, Allen Bradley Panel View 550 PLC

CNC PANEL SAW

1 – MAYER MODEL PS-8 CNC HORIZONTAL PANEL SAW, S/N 0111-00-5748 (2004), Size 4200 x 4200 mm (165.35" x 165.35")

PANEL SAW

1 – STRIEBIG OPTISAW 2 VERTICAL PANEL SAW, Model Standard II, Type 5192 A, S/N 35025 (2004), Saw Diameter 300 mm, Saw Speed 4750 RPM, Type 875-SSD2 Saw Motor 4.4/5.5 KW (Photo #'s 74, 75)

MITER SAW

1 – EVANS MACHINERY MODEL 0710 MITRE-SAW, S/N 574806, 3 HP, 16" Blade Diameter, Power Traverse, Variable Speed, Power Guard Elevation



MISC WOODWORKING

1 – DELTA X UNISAW 10" TABLE SAW, Model & S/N NA, Biesmeyer Adjustable Rip Fence, HTC Brett-Guard Saw Guard

1 – JET MODEL JWP-160S 16" OPEN STAND PLANER, S/N 6062647

DUST COLLECTORS

2 – DONALDSON CO. TORIT PRODUCTS DOWNFLO MODEL DF-T2-8 DUST COLLECTORS, S/Ns IG546358-001, IG533502-001, 15 HP, Pneumatic Pulse-Jet Cleaning, (4) 16" Diameter Replaceable Cartridge Filters



2004



2006



2004



AIR COMPRESSORS

2 – QUINCY MODEL QSI-370 100 HP ROTARY SCREW AIR COMPRESSORS, S/Ns UN064994 (2006), UN064995 (2006), Air Cooled, Power Sync Microprocessor Controls, Sound Enclosure Panels

1 – QUINCY MODEL QPCD-1500 CYCLING REFRIGERATED COMPRESSED AIR DRYER, S/N 988587, Open Skid Base, Microprocessor Master Control


1 – VERTICAL COMPRESSED AIR RECEIVER TANK, 1040 Gallon, M.A.W.P. 150 PSI @ 450°F

1 – CON DE PHASE PLUS COMPRESSED AIR OIL / WATER SEPARATOR

1 – SILVAN INDUSTRIES IN-LINE COMPRESSED AIR FILTER

To View the Auction Lot Catalog, Visit www.hilcoind.com

CRANES • FORKLIFTS & MATERIAL HANDLING



CRANES

- 1 – **WAZEE CRANE 5 TON X 50' 0" TOP RUNNING SINGLE GIRDER BRIDGE CRANE**, S/N 3529-5 (2006), Shaw Box Bottom Running Electric Cable Hoist, 2-Speed Hoist – 20 / 3.3 FPM, 25' 0" Available Lift, 11' 9 3/16" Actual Lift, Variable Frequency Trolley & Bridge Drives, Trolley Speed To 50 FPM Max., Bridge Speed To 120 FPM Max., 6-Way Power Pendant Control, W/ Free Standing Runway Structure, 151' 0" Length, 12' Clearance Height Under Runway, ASCE 40 Lb Runway Rail
- 2 – **GORBEL 1000 KG CAPACITY 360 DEGREE FLOOR STANDING ARTICULATED ARM JIB CRANES**, 14' Height Under Arm, 9' Main Arm, 8' Jib Arm, W/ Demag 1000 Kg Electric Chain Hoist
- 1 – **GORBEL 1000 KG CAPACITY 360 DEGREE FLOOR STANDING ARTICULATED ARM JIB CRANE**, 14' Height Under Arm, 9' Main Arm, 8' Jib Arm, No Hoist
- 1 – **ELEPHANT 1000 KG CAPACITY 180 DEGREE FLOOR STANDING JIB CRANE**, S/N NA, 10' Height Under Arm, 16' Reach, W/ Kito 1000 Kg Pneumatic Chain Hoist
- 3 – **ELEPHANT MODEL GRU-A-BANDIERA 500 KG CAPACITY 180 DEGREE ARTICULATING ARM SLAB HANDLING JIB CRANES**, S/Ns 28835 (2003), 31842 (2005), NA, Floor Standing, 60" Height Under Main Arm, 8' Main & Jib Arms, W/ Kito 500 Kg Capacity Electric Chain Hoist

**Note: These Jib Cranes Are Used In Conjunction with Intermac CNC Stone Machines and May Be Offered In Package with These Machines Subject To Piecemeal Bids.*



FORKLIFTS

- 1 – **HYSTER MODEL S155XL-2 FORKLIFT**, S/N B024D06107W, Rated Capacity As Equipped 9000 Lbs., 3-Stage High-Lift Mast, 239" Lift, 120" Collapsed Mast Height, LPG, Solid Tires, Monotrol Automatic Transmission, Side Shift, 48" Forks
- 1 – **YALE MODEL GLC050TGNUAQ084 3100 LB. CAPACITY FORKLIFT**, S/N E187V17189YA, LPG, Solid Tires, 4-Stage Mast, 240" Lift, 2800 Lb. Capacity @ 240" Lift, 3100 Lb. Capacity @ 186" Lift, Side Shift, 42" Forks
- 1 – **TOYOTA MODEL 42-6FGCU25 4500 LB. CAPACITY FORKLIFT**, S/N 81856, LPG, Solid Tires, 3-Stage Mast, 189" Lift, Side Shift, 54" Forks
- 1 – **HYSTER MODEL S50XM 4250 LB. CAPACITY FORKLIFT**, S/N D187V04765T, LPG, Solid Tires, 4-Stage Mast, 240" Lift


MATERIAL HANDLING

- 1 – **CBI MODEL CMBE-414-72120 14,000 LB. CAPACITY TELESCOPIC FORKLIFT JIB BOOM ATTACHMENT**, S/N 0401641
- 1 – **VESTIL MFG. 2-STAGE TELESCOPIC FORKLIFT JIB BOOM ATTACHMENT**, Model & S/N NA
- 3 – **ELEPHANT MODEL LH2R 500 KG CAPACITY 2-POD PNEUMATIC VACUUM SLAB LIFTING ATTACHMENTS**, S/Ns 34024 (2006), 27314 (2002), 31842 (2005)
- 2 – **4-POD PNEUMATIC VACUUM SLAB LIFTING ATTACHMENTS**, 250 Kg / 550 Lb Per Pod Capacity
- 2 – **AARDWOLF 1000 KG. CAPACITY SLAB LIFTING ATTACHMENTS**, S/Ns 004216, 004167, W.L.L. 1000 Kg., G.R. 10-50 mm
- 4 – **VESTIL MFG MODEL D-75-HD 70 DEGREE SELF DUMPING STEEL HOPPERS**
- 2 – **MECO 2 1/2 CU. YD. 4000 LB. CAPACITY SELF DUMPING HOPPERS**
- QTY 30+ **SHEET MATERIAL TRANSPORT RACKS**
- QTY 70+ **DIAREX DOUBLE SIDED SLAB TRANSPORT BUGGIES**

Stationary Vertical Slab Storage Racks

Pneumatic Tip-Up Tables, Roller Conveyor Tables, Roller Conveyor Sections, Roller-Ball Conveyor Tables, etc

Over 300 Sections of Adjustable Pallet Racking, 18' Height, 8' & 12' Wide Cross Beams, 3 & 4 Tier, 42" & 48" Deep, Wire Mesh Shelf Decks





YARD EQUIPMENT


- 1 – BLUFF MFG. MODEL 30SYS8430 30,000 LB. CAPACITY MOBILE YARD LOADING RAMP, S/N 108250, 84" Wide x 30' Long
- 1 – ECOA MODEL TAD-S2-50-710-P HYDRAULIC SCISSORS LIFT LOADING DOCK PLATFORM, S/N 861340, 5000 Lb. Capacity, 7' x 10' Platform Size, Semi-Portable, Self-Contained Electric Powered Hydraulics

TRUCKS & TRAILERS

- 1 – 2005 CHEVROLET SILVERADO 2500 HD EXTENDED CAB PICK UP TRUCK, 2WD, 6.0L Vortec V-8, Standard Interior, 6 1/2' Box, VIN: 1GCH29UX5E305429, #E3982, 066478 Miles at Time of Writing
- 3 – 2005 ISUZU 14' CABOVER BOX VAN TRUCKS, VINs JALC4B16757003376, JALC4B16Z57003379, JALC4B16057015949, Diesel, Automatic, Morgan 14' Aluminum Van Body
- 2 – TANDEM AXLE FLATBED UTILITY TRAILERS, VINs 4P5UT182X62080767, 4P5UT18205065517, (TO 2006) #'s T-13, T-14, 6 1/2' x 18' Wood Deck, Slab Carrying Rack, Electric Brakes, Jobox Gang Box

SHOP & FACTORY EQUIPMENT

Large Quantity of Electric & Pneumatic Power Tools Including Routers, Saws, Drills, Belt Sanders, Orbital Sanders, Polishers, Miter Saws, Shop Vac's, Heat Guns, Nail Guns, Adhesive / Caulk Dispensing Guns, Hand Tools, Wood Clamps, Saw Blades, Cutting Tools, (60) Reelcraft Air Hose Reels, (22) Power Cord Reels, (25) Pedestal & Portable Recirculator Fans, (6) Justrite 2-Door Flammable Product Storage Cabinets, Wood Layout Tables, etc.



To View the Auction Lot Catalog, Terms & Conditions of Sale, & More,
Please Visit www.hilcoind.com

Hilco Industrial, LLC

Auctioneers • Liquidators • Appraisers

Headquarters

31555 W. Fourteen Mile Road, Suite 207
 Farmington Hills, MI 48334
 Ph: 248.254.9999
 Fx: 248.254.9995
 www.hilcoind.com



Forwarding Service Requested

Hilco Webcast/Onsite Auction

Due to complete plant closure, assets no longer needed in the continuing operations of



Late Model Stone & Solid Surface Production Facility

Large Quantity of Slab Inventory Including Over 2,750 Sq. Ft. of Granite & Engineered Stone, & Over 7,000 Sq. Ft. Solid Surface Material



Tuesday, March 23rd • Beginning at 10am Local Time
 Phoenix, Arizona

Terms of Sale

A buyer's premium of 13.5% for onsite sales & 16% for webcast sales is in effect. Everything will be sold to the highest bidder for cash, in accordance with the Auctioneer's customary "Terms of Sale", copies of which will be posted on the premises of the sale and subject to additional terms announced the day of sale. All items will be sold "as is, where-is" without any warranties, express or implied. Although obtained from sources deemed reliable, the Auctioneer makes no warranty or guarantee to the accuracy of the information herein contained. Bidders are encouraged to thoroughly inspect the items on which they intend to bid prior to sale. Absolutely no items will be removed until the day after the conclusion of the sale and payment is made in full. Subject to additions, deletions and prior sale.

Payment: ALL PURCHASES MUST BE PAID IN FULL ON THE DAY OF THE AUCTION. If you intend to pay by wire transfer, we will accept payment the day after the sale ONLY IF a deposit of 25% of total purchases is made on the day of the sale. Contact our office for wire transfer instructions. Only cash, wire transfer or certified check, payable to Hilco Industrial, LLC. will be accepted. Company checks payable to Hilco Industrial, LLC. will be accepted only if accompanied by a bank letter of guarantee, (see sample letter below). All sales are subject to sales tax. Purchasers claiming exemptions from taxes must provide proof satisfactory to the Auctioneer of their entitlement to claim such exemptions.

Sample Bank Letter

(Bank Name) unconditionally guarantees payment to Hilco Industrial, LLC from (Company Name). This guarantee will be valid for purchases made at the Auction of Creative Touch Interiors on March 23, 2010.

